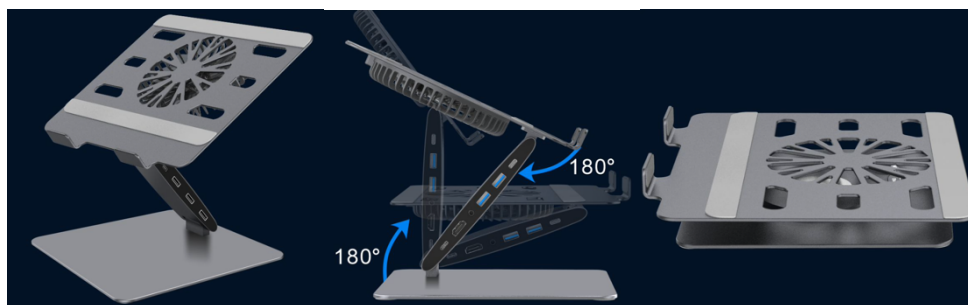


360° Rotatable Laptop Stand

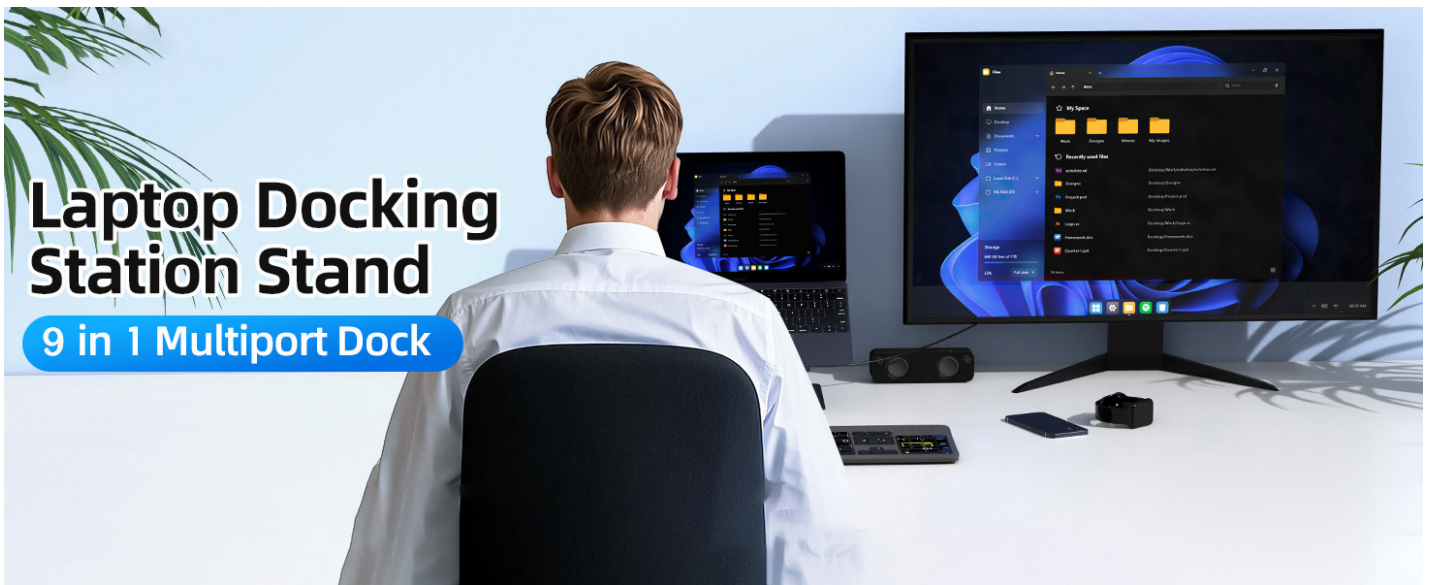
with 7-in-1 USB-C Docking Station & Fan

Model: PC200B+FAN



WiFi Adapter USB Flash Drive Hard Disk Mouse keyboard Mobile phone Camera USB Fan Display screen Headphones TF Card SD Card Notebook Game Controller Sound USB-C

To facilitate your use of this product, please read this manual carefully.



Introduction

It is all-in-one solution for seamless connectivity and ergonomic tablet support. The stand offers adjustable height and angle for optimal ergonomic positioning, along with a 360° rotating base for flexible working positions. The docking station includes HDMI, USB-C PD, Audio combo jack, USB-A, and USB-C ports, as well as card readers for SD and MicroSD/TF cards. This docking station transforms your workspace and expands your connectivity options with ease. With a USB-C cable connection, it then provides HD video output, a 100W PD charging port, audio connectivity, power input, and dual USB 3.0 ports for high-speed data transfer, offering an array of features to enhance productivity and convenience.

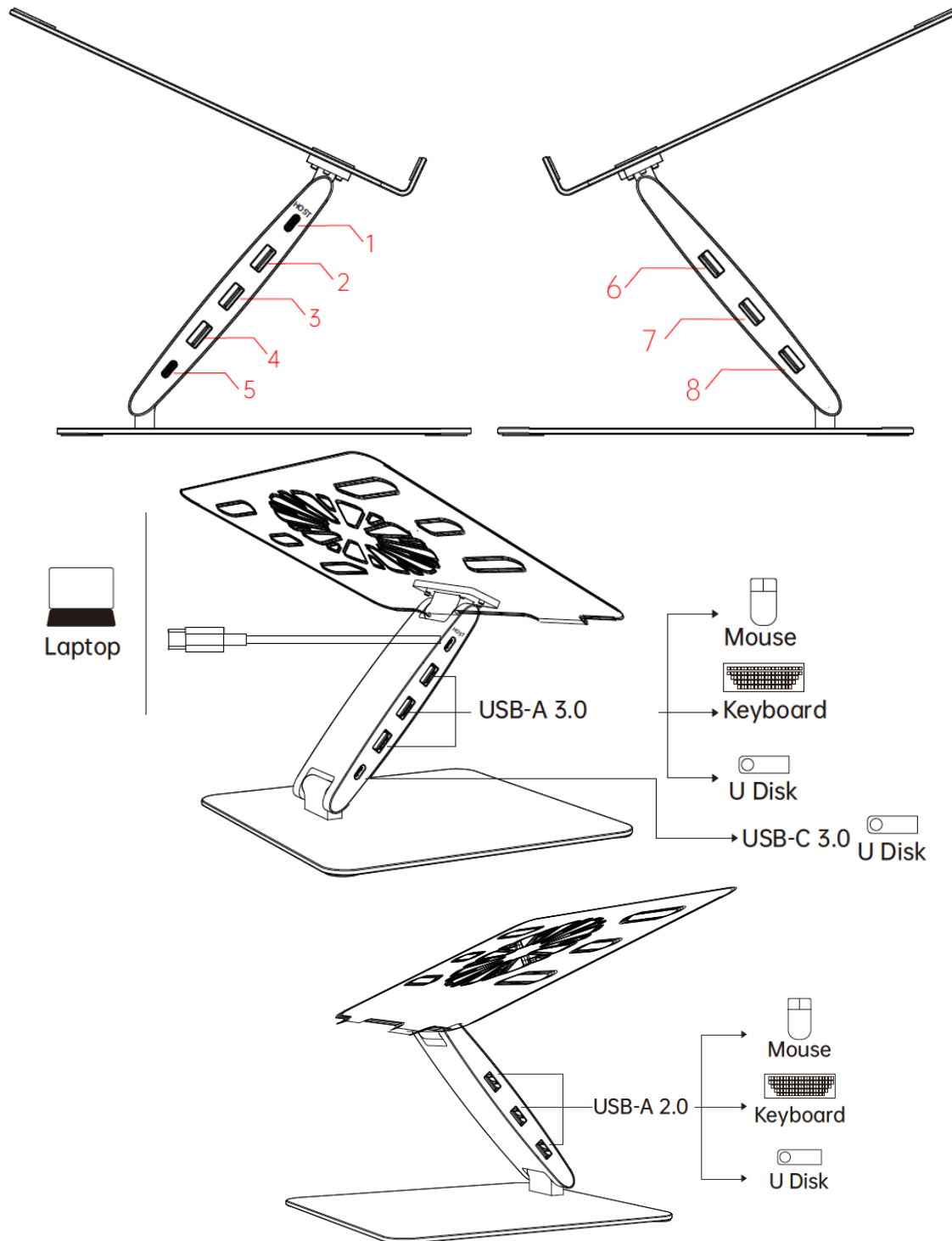
Say goodbye to cluttered desks and tangled cables - our docking station consolidates all your essential connections into one sleek hub.

Say goodbye to discomfort and hello to efficiency with the USB-C Docking Station and Laptop Stand. Elevate your workspace today and experience the ultimate in connectivity, versatility, and performance. Perfect for home entertainment, office presentations, and classroom teaching.

Features

- Adjustable height and angle for optimal ergonomic positioning
- Supports USB-A and USB-C ports with 5Gbps transfer speed
- Supports 3.5mm audio combo jack for headphones and microphone
- Multi-platform support: Windows, Chrome, Linux, and Android systems
- Plug-and-play functionality for hassle-free setup
- Heat conduction alloy and fan-ventilation design prevent overheating
- Supports tablet and laptops from 7" to 17.3"
- Foldable and portable design for on-the-go convenience
- Silicone padding prevents scratches and secures devices

Ports and Connection



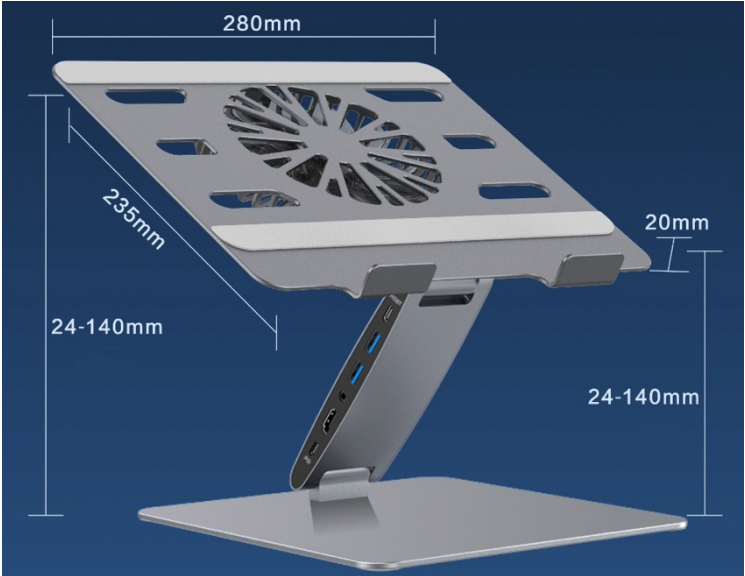
1.Host: Connect USB-C interface devices that comply with the USB 3.1 specification or higher.

2/3/4.USB-A3.0: Speed up to 5Gbps, 5V/0.9A@4.5W

5. USB-C3.0: Speed up to 5Gbps,5V/0.9A@4.5W..


6/7/8.USB-A2.0: Speed up to 480Mbps, 5V/0.5A@2.5W.

Data Sheet

Model		PC200B+FAN
Warranty		1 year
Features	Adjustable	yes
	Join Types	Hinge
	4K Support	yes
	Ventilation	Fan
	Industry Standard	USB 2.0 & USB3.0
Interface(s)	Host Bus Type	USB Type C 3.1
	Host Connector	USB Type C
	Connector Type Rate	3xUSB A 3.0 (5Gbps)
		1xUSB-C 3.0 (5Gbps)
Performance Software	Mount Design For OS Compatibility	3xUSB A 2.0 (480Mbps)
		Phone/Tablet/Laptop 7" to 17.3"
		Win7 or higher
		Chrome
		Linux
Environment	Operating Temperature	Android
		iPad OS
	Storage Temperature	Mac OS
Material Color Package	Product Size	-20°C to 70°C
		-30°C to 120°C
		Steel Base & Holder + AL Hub(with silicone pads)
		Grey
		
	Product Net Weight	3.52lb(1600g)
	Package Size	300mmx270mmx60mm
	Gross Weight	1.8Kgs
	Carton Size	56x40x32cm
		12pcs/CTN (22kgs/CTN)
What's in the Box Notes		USB-C Stand & Dock, USB-C to USB-C Cable, User's Manu
		it holds up to 18lbs(>8kgs)

How to use it correctly

Step1.Open



1.Lift it up with force



2.Lift it up with force

Step2.Connect1

1.Use the included cable, connect one end to laptop's USB-C port



2.connect the other end to the HOST port on the stand

3.After connecting, all the ports on the stand can be used simultaneously

Step2.Connect2

1.First, connect the adapter to laptop's USB-A port. Then, use the included cable to connect one end to the adapter.



Adapter



2.connect the other end to the HOST port on the stand

3.After connecting, all the ports on the stand can be used simultaneously

Frequently Asked Questions

Question 1: None of the docking station ports are working?

Answer 1: This may be due to an incorrect connection between the laptop and the docking station. To connect properly, use the included dual USB-C cable. Connect one end to the full-function USB-C port on your laptop. connect the other end to the HOST port on the docking station of the stand.

Question 2: HDMI is not displaying on the external monitor?

Answer 2: Confirm that the USB-C port on your laptop is a full-function port(supporting display, data transfer, and power delivery).

Check if the HDMI cable is securely connected to both the docking station and the external monitor.

Question 3: It cannot connect to an external monitor through the USB-C port?

Answer 3: The USB-C port on PC200C+ supports data transfer and 4.5W power supply, but it does not support display output, please use HDMI port to connect to an external monitor.

Question 4: No sound from the headphones when plugged into the audio jack?

Answer 4: Check the audio settings to ensure the sound output is set to the headphones. Verify that the headphone jack is securely plugged in.

Question 5: USB devices (e.g., flash drive, mouse, keyboard) are not working?

Answer 5: Check if the devices are properly plugged in. Try reconnecting them or restarting your computer. For wireless keyboards and mice, ensure they have sufficient battery power.

Question 6: Why does It require g lot of force to open the stand?

Answer 6: The stand is designed with a higher torque setting, for the rotating axis. which requires more force to open. However, this design significantly enhances the stand' s stability and reliability, ensuring safety and preventing potential risks such as loosening or collapsing.

Question 7: Why does my laptop stand tip over?

Answer 7: This stand is designed for laptops ranging from 7 to 17.3 Inches. When adjusting the height of the stand, ensure the center of gravity is balanced. If the center of gravity is too off-center, the laptop may become unstable and tip over. Adjust the center of gravity properly, and the laptop will sit securely on the stand.

Question 8: How to contact our team?

Answer 8: You can contact us by email(sales@originneo.com) or whatsapp (+8619540244520).